


# Small Group Tracks Syllabus

Clarinet, Guitar, Trumpet and Violin

from 2014



**TRINITY**  
COLLEGE LONDON

## Important information

- ▶ This syllabus contains details of Trinity's Small Group Tracks exams. It supports Trinity's Small Group Tracks books, which include everything needed to take a Small Group Tracks exam.
- ▶ Each learner is asked to bring an original copy of the relevant Small Group Tracks book into the exam.
- ▶ Teachers and learners should refer to [www.trinitycollege.com/musictracks](http://www.trinitycollege.com/musictracks) to ensure that they are using the most recent impression of the syllabus.

Trinity College London  
[www.trinitycollege.com](http://www.trinitycollege.com)

**Charity number** 1014792

**Patron** HRH The Duke of Kent KG

**Chief Executive** Sarah Kemp

Copyright © 2014 Trinity College London


Published by Trinity College London

Second impression with revisions, January 2015

**TRINITY**  
COLLEGE LONDON

# Contents

Introduction .....	2
About Music Tracks .....	3
About Small Group Tracks.....	4
Exam structure .....	5
Pieces.....	6
Mark scheme for pieces .....	7
Musicianship skills.....	8
Range of qualifications.....	9
Information and regulations.....	10
Policies.....	14
Trinity publications .....	15



# Introduction

I am delighted to introduce this syllabus containing details of Small Group Tracks exams – part of Trinity College London's Music Tracks programme, which supports young musicians who learn in whole-class and small-group environments.

Small Group Tracks are exams for groups of two to four learners where each learner is assessed as an individual. They have been developed in consultation with over 40 music education hubs in the UK and a range of composers, teachers, specialist instrumental consultants and young learners. Read on to learn more about how these innovative exams work.

Trinity aims to treat each candidate individually when considering how we can make our exams accessible to all, recognising that requirements vary. Please visit [www.trinitycollege.com/music](http://www.trinitycollege.com/music) ('our website') for more information or contact us directly to discuss any specific requirements.

I hope you enjoy exploring the music on offer in our Small Group Tracks exams.

**Francesca Christmas**

Head of Academic Governance – Music

Trinity accepts entries for its exams on the condition that learners conform to the requirements of the appropriate syllabus. Any amendments to the requirements will be published and advertised via our website and in subsequent impressions.

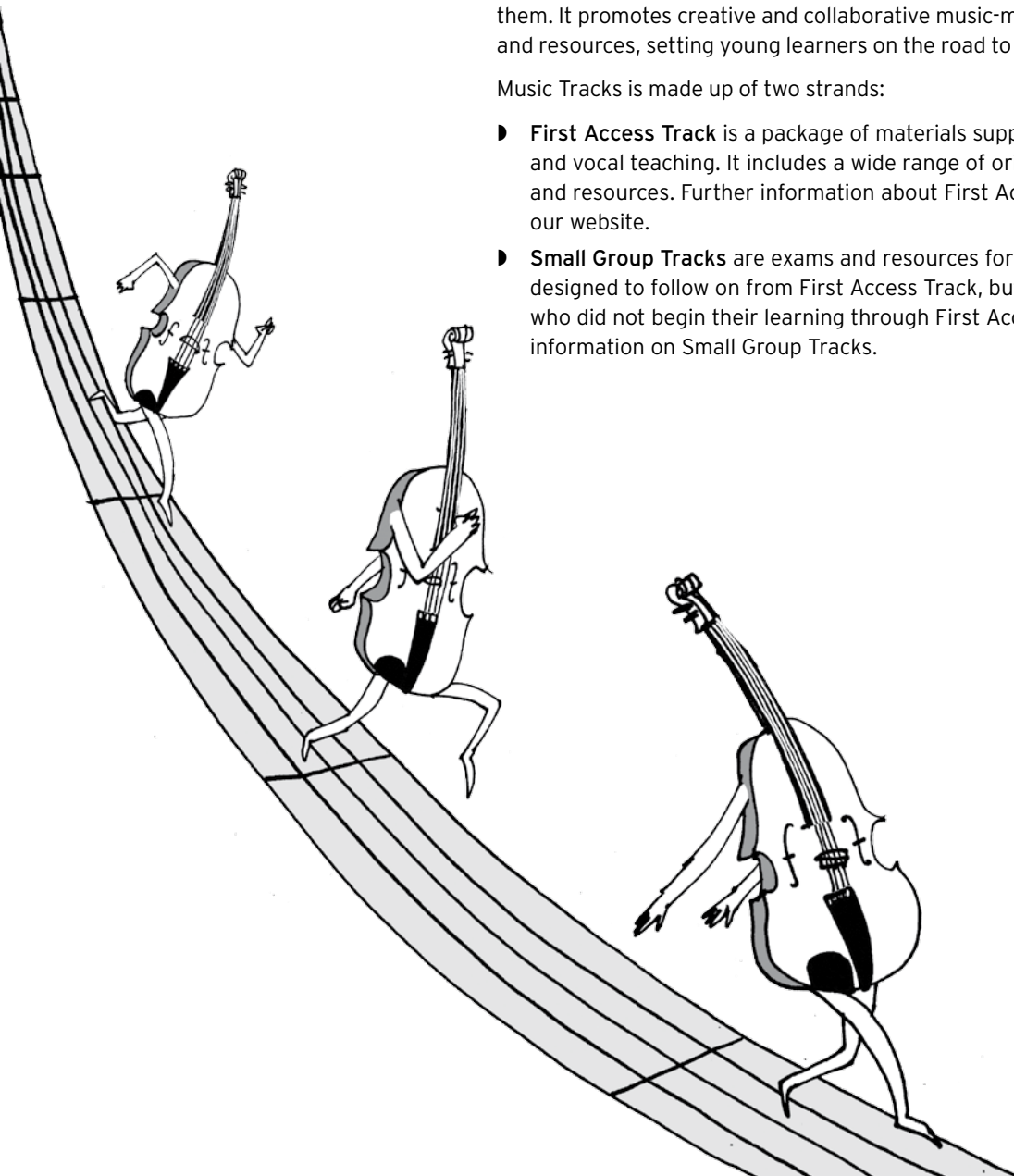
Trinity College London is an awarding body recognised by the Office of Qualifications and Examinations Regulation (Ofqual) in England and the Welsh Government (WG). Trinity's qualifications are regulated by these authorities within the Qualifications and Credit Framework (QCF). Various arrangements are in place with governmental education authorities worldwide.

# About Music Tracks

Music Tracks is a programme for young musicians who learn in whole-class and small-group environments. It aims to inspire them, right from when they first pick up an instrument, to explore the work of musicians and composers from the world around them. It promotes creative and collaborative music-making through exciting repertoire and resources, setting young learners on the road to becoming lifelong music-makers.

Music Tracks is made up of two strands:

- **First Access Track** is a package of materials supporting whole-class instrumental and vocal teaching. It includes a wide range of original music, backing tracks and resources. Further information about First Access Track can be found on our website.
- **Small Group Tracks** are exams and resources for small-group learning. They are designed to follow on from First Access Track, but are equally suitable for learners who did not begin their learning through First Access Track. This syllabus contains information on Small Group Tracks.




# About Small Group Tracks

Small Group Tracks are exams for clarinet, guitar, trumpet and violin. They are taken in groups of two to four learners, each of whom is featured as a solo performer in every section of the exam. The learners are assessed by a specially trained Music Tracks examiner, and each receives their own certificate and report form. Supporting resources are provided in a series of Small Group Tracks books, designed to integrate with small-group learning strategies in order to promote holistic musical development.

Exams are offered at three levels: Initial, Track 1 and Track 2 (equivalent to Initial, Grade 1 and Grade 2), supporting carefully graded musical progression. In the exam, the group plays three pieces from the relevant Small Group Tracks book, including one technical piece. The group also performs one musicianship skills test, either copyback or improvising. Each learner is assessed as an individual, receiving comments and marks relating to their own performance.

The music draws on styles and genres from around the world and from different periods. Most of the pieces are original compositions, and many include lyrics to encourage aural development through singing or speaking. The pieces in group A include ensemble and solo sections, allowing learners to demonstrate both types of playing. The pieces in group B (technical pieces) require learners to take it in turns to play phrases, showing that they understand shape and structure. These pieces also focus on specific technical elements.

As well as containing everything needed to prepare for the exam, each Small Group Tracks book is packed with ideas and material for small-group teaching, supporting a varied curriculum of learning. Each piece is accompanied by a high-quality backing track, and there is background information on the style of each piece, as well as hints and tips for preparation. Additional resources for teachers and learners are available online; visit [www.trinitycollege.com/musictracks](http://www.trinitycollege.com/musictracks) for details of how to access these.




# Exam structure

		Maximum mark
Piece 1	Chosen from group A in the relevant Small Group Tracks book	25
Piece 2	Also chosen from group A	25
Piece 3	A technical piece chosen from group B in the book	30
Musicianship skills	Either copyback or improvising	20
TOTAL		100

Comments and marks are given for each section of the exam, up to the maximums listed in the table above. Each learner in the group receives their own comments and marks. It is not necessary to pass all sections or any particular section in order to achieve a pass overall. The total mark for the exam corresponds to different pass/below pass bands as follows:

Overall mark	Band
87-100	Distinction
75-86	Merit
60-74	Pass
45-59	Below pass 1
0-44	Below pass 2



# Pieces

Small Group Tracks exams are taken in groups of two to four learners, all of whom must play the same three pieces as a group:

## Piece 1

Piece 1 must be selected from the group A pieces in the relevant Trinity Small Group Tracks book. All learners in the group must play the same piece. Group A pieces have been arranged in such a way as to allow learners to play as a group, with solo opportunities for each learner included. The order in which learners play their solo sections may be decided in advance of the exam. The repeated section should be played as many times as there are learners in the group, so that each learner has the chance to perform this section as a soloist.

## Piece 2

Piece 2 must be a different piece selected from group A in the same book. All learners in the group must play the same piece. The order in which learners play their solo sections may be decided in advance of the exam. The repeated section should be played as many times as there are learners in the group, so that each learner has the chance to perform this section as a soloist.

## Piece 3

Piece 3 must be selected from group B in the same book. All learners in the group must play the same piece. Group B pieces have been designed to demonstrate a specific technical skill. They are broken into eight-bar phrases, and the examiner will specify which phrase they would like each learner to play. If there are two or three players, the examiner allocates only the first two or three phrases and then stops the backing track after each performer has played. If there are four players, the examiner allocates all four phrases, and the group should also play the final *tutti* phrase together (NB the *tutti* phrase is not assessed).

## Repeats, expressive techniques and tempo

All pieces should be prepared in full according to the guidelines given in this syllabus and in the relevant Trinity Small Group Tracks book. Repeats in group A pieces should be observed as many times as needed for each learner to play the solo section. Learners should observe terms indicating the tempo, character and style of the music. Learners should also observe dynamics and articulation as a means of communicating the style of the music.

## Backing tracks


All pieces must be played with a backing track. The backing tracks used in the exam must be those on the CD included with the relevant Trinity Small Group Tracks book. The backing CD contains versions of each of the pieces suitable for exams with either two, three or four learners in a group.

## Performing from memory

Learners may perform any or all of their pieces from memory, although this is not compulsory and no additional marks are given for this.

## Music and copies

Guidelines regarding the legitimacy of all forms of sheet music can be obtained from the UK Music Publishers Association's Code of Fair Practice, available at [www.mpaonline.org.uk](http://www.mpaonline.org.uk). In accordance with the Code of Fair Practice, each learner must bring an original copy (not a photocopy) of the relevant Trinity Small Group Tracks book into the exam room. If an unauthorised copy is used, marks may not be awarded.





# Mark scheme for pieces

Each piece is awarded three separate marks corresponding to three different musical components, allowing learners to receive precise feedback about specific aspects of their performance. These marks combine to give an overall mark for the piece. Each learner in the group receives their own comments and marks.

The three components of each piece are as follows:

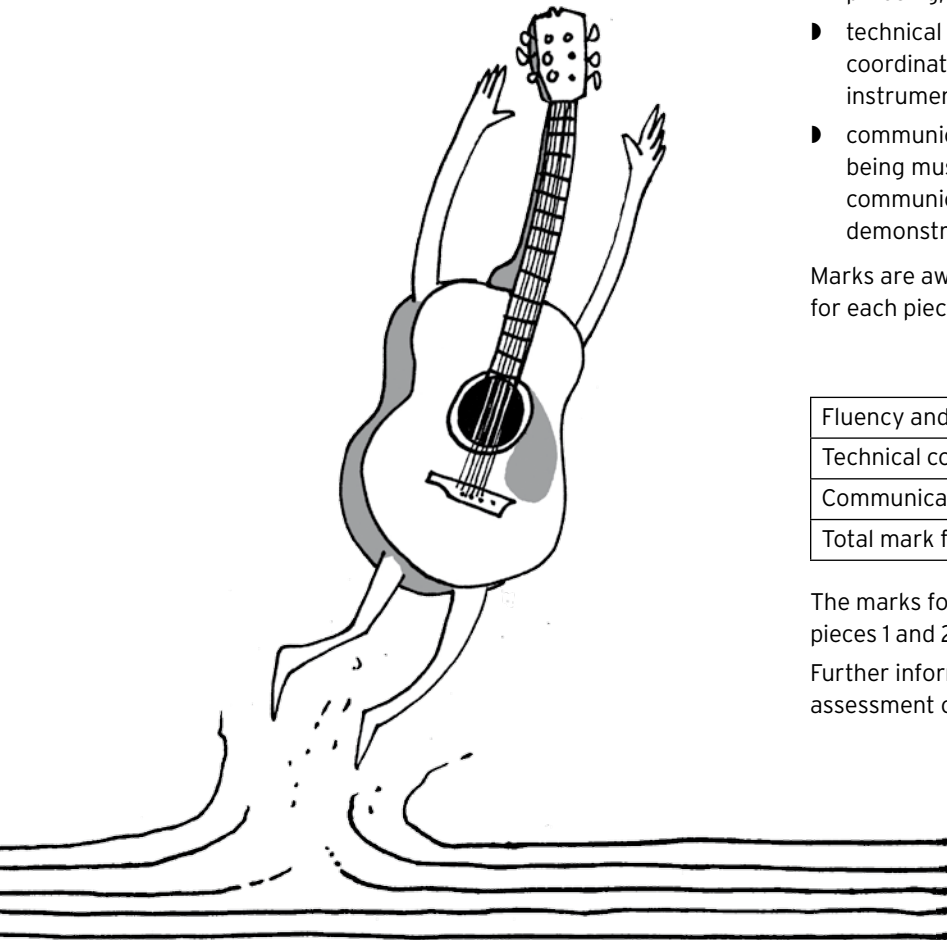
- fluency and musical detail: sense of pulse, synchronisation with backing track, continuity, rhythm, notes, dynamics, phrasing, articulation
- technical control: balance, tone, sound quality, coordination, expressive shaping of phrases, use of instrumental resources
- communication and style: giving a confident performance, being musically engaged, feel and expression, communicating the musical mood and character, demonstrating stylistic awareness.

Marks are awarded for these to form a maximum total mark for each piece as follows:

	Pieces 1 & 2	Piece 3 (technical piece)
Fluency and musical detail	8	8
Technical control	8	12
Communication and style	9	10
Total mark for each piece	25	30

The marks for piece 3 are higher than those awarded for pieces 1 and 2, reflecting the additional technical skills element.

Further information about this mark scheme and the assessment criteria that support it is available on our website.



# Musicianship skills

Either copyback or improvising must be selected for the exam, and all members of the group must choose the same test.

## Copyback

In the copyback test, learners repeat four short musical phrases straight after they have heard each one, over a backing track accompaniment. They will not have seen or heard the phrases before, but the backing track will be taken from a piece in their Small Group Tracks book or one very similar in style or genre.

The examiner gives each member of the group a notated version of the phrases, and the group as a whole is given 30 seconds to study or try out the phrases. The examiner also gives the order in which the members of the group should perform the test. The group then performs the test twice: first time for practice and second time for assessment. The backing track runs throughout the test, and the examiner starts and stops it for both performances.

## Improvising

In the improvising test, learners take it in turns to improvise over a backing track taken from a piece in their Small Group Tracks book or one very similar in style or genre.

The examiner gives each member of the group a chord chart, and plays a few bars of the backing track to give a sense of the tempo and feel. The group as a whole is then given 30 seconds to prepare and try out some ideas. A set of pitches is suggested on the chord chart for learners to use in their improvisation; they can choose to use these pitches, these and others, or a completely different set of pitches. Learners are free to discuss their choices with each other in the 30 seconds' preparation time, and their choices won't affect the marks they are given; they are marked purely on the quality of their improvisation, whichever notes they use.

The examiner gives the order in which the members of the group should perform the test. They then perform the test twice: first time for practice and second time for assessment. The examiner starts and stops the backing track for both performances, and also indicates when each candidate should start and stop improvising. As a guide, each member of the group should improvise for about 16 bars.


Examples of the copyback and improvising tests are included in the Small Group Tracks books.

## Mark scheme

The musicianship skills test is marked out of 20, using the following criteria:

- copyback: how accurately and fluently the candidate performs the music
- improvising: how effectively the candidate creates an original musical response to the backing track

Further information about this mark scheme and the assessment criteria that support it is available on our website.



# Range of qualifications

Music Tracks is part of a suite of qualifications offered by Trinity College London across a range of musical styles, instruments and disciplines:

QCF** Level	EQF** Level	Classical & Jazz	Rock & Pop	Theory & Written	Music Tracks†	Solo Certificate†	Group Certificate†
7	7	FTCL		FMusTCL			
6	6	LTCL		LMusTCL			
4	5	ATCL		AMusTCL			
		Certificate for Music Educators (Trinity CME)					
3	4	Grade 8	Grade 8	Grade 8		Advanced	Advanced
		Grade 7	Grade 7	Grade 7			
		Grade 6	Grade 6	Grade 6			
2	3	Grade 5	Grade 5	Grade 5		Intermediate	Intermediate
		Grade 4	Grade 4	Grade 4			
1	2	Grade 3	Grade 3	Grade 3		Foundation	Foundation
		Grade 2	Grade 2	Grade 2	Track 2		
		Grade 1	Grade 1	Grade 1	Track 1		
Entry Level 3	1	Initial	Initial	n/a	Initial		
Entry Levels 1-2					First Access Track		

\* Qualifications and Credit Framework in England, Wales and Northern Ireland

\*\* European Qualifications Framework

† Not QCF or EQF accredited

# Information and regulations

## Entry requirements

- ▶ There are no age requirements or limitations for Trinity's Small Group Tracks exams.
- ▶ Learners may enter any combination of Small Group Tracks exams and do not need to pass any particular level in order to proceed to a higher level.
- ▶ Learners may enter for more than one Small Group Tracks exam in the same or different instruments at the same session, but no more than one entry will be accepted per candidate per session for the same level and instrument.

## Learners with special needs

- ▶ Trinity is committed to creating an inclusive environment where learners with special needs are able to demonstrate their skills and feel welcomed. We aim to make our exams accessible to all. We treat each learner individually when considering how we can achieve this aim, recognising that requirements vary. Learners can be assured that we do not compromise on the standard of marking or allow the quality of exams to be affected in any way. If a candidate has any special needs we will try to help. Of course we will not make any change that affects the assessment standards. We will treat each request individually, so please visit our website or contact us to discuss your requirements.

## Exam centres

- ▶ Small Group Tracks exams are available throughout the UK, at particular public examination centres. Details of these are available on our website. Learners should contact their local Trinity representative for more information.
- ▶ Schools and private teachers with sufficient learners may apply to enter under the Examiner Visit Scheme. Further details are available on our website.

## Entry process

- ▶ Exam entries may be submitted by a teacher, parent or guardian, or by learners themselves if they are aged 18 or over. Correspondence will be conducted with this person only.
- ▶ All entries must be made on an official Trinity entry form and sent to the local Trinity representative along with the correct entry fee in advance of the closing date for application to the exam. Closing dates and contact details for local representatives can be found on our website.
- ▶ Cheques should be made payable to Trinity College London. A receipt will only be provided if the appropriate section of the entry form is completed and a stamped addressed envelope supplied.
- ▶ Where possible, the Trinity representative will seek to meet a request for a specific exam date if it is clearly specified on the entry form, but this cannot be guaranteed. Requests for morning or afternoon appointments will be observed where possible, but requests for precise times cannot be accepted. Please note that exam dates may occasionally need to be changed from those published.
- ▶ By entering for a Trinity exam, learners agree to abide by Trinity's regulations, syllabus requirements and the professional judgements of its examiners.
- ▶ Entries at one centre may be transferred to another centre for a fee, but cannot be deferred to a later exam session. In the case of a transfer, a new entry form must be completed and returned with the transfer fee (50% of the exam fee) to the new centre. Please check in advance that the new centre is able to accommodate the entry. Entries may not be transferred from one candidate to another.
- ▶ Trinity is required to collect learners' dates of birth in order to produce anonymised statistical information for various government and educational bodies. If this information is not provided on the entry form then the entry process may be delayed.

# Information and regulations

## Inaccurate and late entries

- ▶ If an entry form is incomplete, it may be refused.
- ▶ Learners' names as shown on the entry form will be used when producing certificates for successful learners. Please ensure that all details on the entry form are complete and accurate.
- ▶ If you require a correction to be made on an entry form or to details held about you on Trinity's database, please contact your Trinity representative.
- ▶ Please note that entries will not be accepted if received less than 14 days before the exam date. Late entries received more than 14 days before the exam date may be accepted at the discretion of the Trinity representative, depending on availability. Please contact your Trinity representative before submitting a late entry.
- ▶ Entries which are received following the application closing date will be subject to the following surcharges:
  - for late entries received up to 21 days before the exam date: + 50% of the entry fee
  - for late entries received between 20 and 14 days before the exam date: + 100% of the entry fee.
- ▶ Trinity makes no guarantee that acceptance of a late entry will result in the exam taking place. If a late entry is accepted but an exam slot is not available, Trinity may at its discretion refund the entry fee, although the surcharge fee will be retained in all cases to cover administration costs.

## Exam appointments

- ▶ Once the entry has been processed, your local Trinity representative will send an appointment form giving details of the date, time and place of the exam, along with the candidate's ID number and their instrument and exam level. This will normally be sent 21 days before the date of the exam.

- ▶ If there are any errors in the information specified on the appointment form, please notify your Trinity representative immediately. An incorrect exam subject or level cannot be altered on the day of the exam, but any misspelling of the candidate's name should be pointed out to the examiner.
- ▶ The appointment form must be handed to the examiner on entering the exam room. Before the exam, learners should ensure that they have filled in the names of the pieces that they will be playing, and their choice of musicianship skills test. Please note that within a group of learners, the same pieces and musicianship skills test must be selected.

## On the day

- ▶ Learners are advised to arrive at least 15 minutes before the start of the exam to allow time for warming up and any other necessary preparation. Learners who arrive late may find that their exam cannot be conducted, although every effort will be made to accommodate them.
- ▶ Before entering the exam room, each candidate will be provided by the centre with a sticker which identifies them as candidate A, B, C or D so that the examiner is able to direct the exam efficiently.
- ▶ Public centres administered by Trinity will endeavour to provide waiting and warm-up facilities wherever possible, but Trinity cannot guarantee this.
- ▶ Learners are responsible for their own property at all times. Trinity will not accept any liability in the event of learners' instruments or other property being lost, stolen or damaged, either while in transit to or from the exam centre or at any time before, during or after the exam.

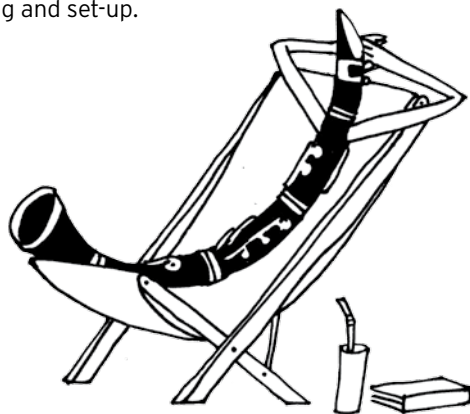
# Information and regulations

## In the exam

- ▶ Learners may play a few notes before the exam begins to help them adjust to the acoustics of the room.
- ▶ Learners can choose where to direct their performance and whether to play standing up or sitting down, but the examiner may offer advice on the best position to stand or sit in the exam room for effective communication.
- ▶ Generally, only one examiner will be present in the exam room. However, for training and quality assurance purposes, another examiner may also be present.
- ▶ The examiner will have all the backing tracks, but learners should bring the CD into the exam if possible so that it can be used as a back-up copy if required.
- ▶ At the beginning of the exam, the examiner will play the first few bars of the backing track of the first piece as a sound check, and any adjustments to volume, set-up, etc can be made before the exam begins.
- ▶ The exam room will be equipped with the following:
  - CD player, speakers/sound system for backing tracks
  - chairs and music stands.

## Types of instrument, tuning and set-up

- ▶ For all instruments an acoustic instrument should be used. For guitarists, a footstool is optional. All learners must bring their own instrument into the exam room with them. For all Small Group Tracks exams someone may assist with tuning and set-up.



## Exceptional circumstances

- ▶ If learners are ill and cannot take an exam as planned, the Trinity representative must be informed as soon as possible. The person who signed the entry form may apply to the Trinity representative for a re-entry permit by providing a medical certificate current for the date of the exam and the appointment form originally issued.
- ▶ The re-entry application must be made no later than 30 days after the exam date. The Trinity representative will forward the medical certificate and appointment form to Trinity, who will issue a re-entry permit for an exam at the same level in the same subject.
- ▶ A re-entry permit can be used for an exam within 21 days to 12 months of the original exam date upon payment of 50% of the entry fee current at the new date of entering. If a permit is used towards entry for an exam at a higher level, any difference in fee is also payable.
- ▶ If learners wish to postpone or cancel an exam, the original fee will not be refunded. There are special arrangements in case of genuine compassionate circumstances. Trinity will not offer re-entry permits for non-medical reasons, though sympathy will be shown to genuine cases in which appropriate evidence is provided.

## Results, reports and certificates

- ▶ All learners receive a written report. Examiners issue reports only to the Trinity representative, and are not allowed to give details of reports or results in any other way. In turn, Trinity representatives will despatch those reports to the person who signed the application form.
- ▶ Report forms are normally issued within a week of completion of a centre's exam session, although in circumstances where a particularly large number of learners attended the same exam session, Trinity representatives may issue report forms on a fortnightly basis.

# Information and regulations

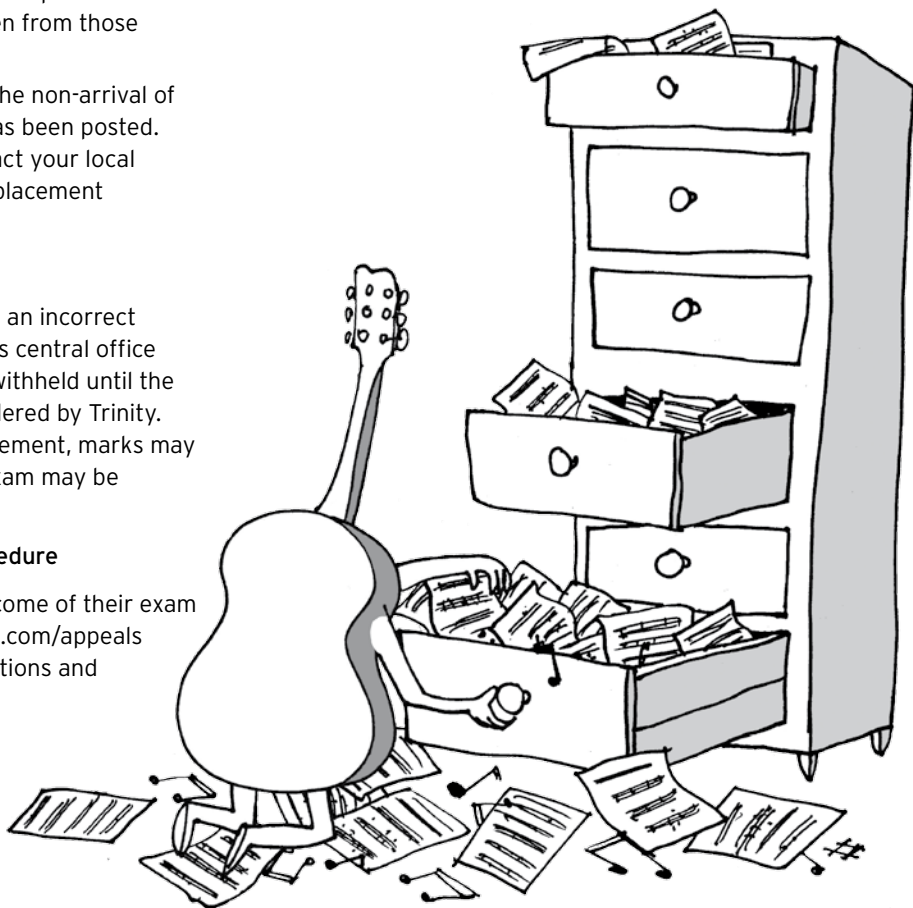
- ▶ Each candidate within the group will receive their own report form, commenting on their individual achievement. The examiner may also choose to comment on the group as a whole.
- ▶ In the case of successful learners, results are provisional until confirmed by the issue of a certificate six to eight weeks after the end of the exam session.
- ▶ Certificates show the date, centre, subject, and level achieved by a successful candidate, as well as the name of their teacher and school (if requested). The personal details shown on certificates will be taken from those recorded on the entry form.
- ▶ Trinity cannot accept responsibility for the non-arrival of any exam report or certificate after it has been posted. Please refer to Trinity's website or contact your local representative for information about replacement certificates and certifying statements.

## Syllabus infringements

- ▶ All syllabus infringements (e.g. choosing an incorrect piece) will be referred directly to Trinity's central office by the examiner. Exam reports may be withheld until the outcome of any referral has been considered by Trinity. Depending on the severity of the infringement, marks may be deducted or, in extreme cases, the exam may be invalidated.

## Academic investigations and appeals procedure

- ▶ Anyone who wishes to question the outcome of their exam result should refer to [www.trinitycollege.com/appeals](http://www.trinitycollege.com/appeals) for full details of our academic investigations and appeals policy.



# Policies

## Equal opportunities

- Trinity is committed to providing equality of opportunity and treatment for all, and will not unlawfully or unfairly discriminate directly or indirectly on the basis of any protected characteristic.

## Child protection

- Trinity College London exams are delivered in full compliance with the requirements of the UK's Children's Act 1989 and other relevant legislation. Trinity has also implemented a policy relating to child protection, full details of which can be found on our website.

## Data protection


- Trinity College London is registered as a Data Controller with the Information Commissioner's Office in the United Kingdom under the Data Protection Act 1998. Please see our website for the most up-to-date information about its data protection procedures and policies. You can write to the Data Protection Officer at Trinity's London office for further information.

## Customer service

- Trinity strives to update and improve its syllabuses where necessary. Amendments and additions are regularly published on our website, which is also a source of general information about Trinity and its products and services. A Customer Service Statement is available on our website.

## Malpractice

- Trinity requires its registered exam centres to report any suspected malpractice by learners, teachers or examiners. In situations where a centre is found to be inadequate or to be guilty of malpractice, either in terms of provision of facilities or in administration, the exam centre may be required to suspend all of its activities relating to Trinity exams until the cause of the problem is identified and rectified, if appropriate. In extreme circumstances, the centre may no longer be permitted to act as an exam centre registered with Trinity.
- In the very rare cases or circumstances where a centre or individual may be suspected of malpractice, Trinity will aim to minimise any inconvenience caused to any affected candidate, and would like to thank learners, teachers and centre staff for their kind co-operation in reporting any suspected incident of cheating, thereby assisting Trinity in upholding the quality and integrity of its exam process.







# Trinity publications

Trinity's Small Group Tracks books contain the repertoire needed for each exam, information about each piece to encourage learners to explore different types of music from around the world, examples of the musicianship skills tests, and a CD with all the backing tracks needed for each piece.




All Small Group Tracks books are available from Trinity's online shop [www.trinitycollege.com/shop](http://www.trinitycollege.com/shop)



Clarinet Initial . . . . .TCL 013019 . . . . .ISBN 978-0-85736- 347-3

Clarinet Track 1. . . . .TCL 013545 . . . . .ISBN 978-0-85736-384-8

Clarinet Track 2 . . . . .TCL 013590 . . . . .ISBN 978-0-85736-389-3



Guitar Initial . . . . .TCL 013026 . . . . .ISBN 978-0-85736-348-0

Guitar Track 1. . . . .TCL 013552. . . . .ISBN 978-0-85736-385-5

Guitar Track 2 . . . . .TCL 013606 . . . . .ISBN 978-0-85736-390-9




# Trinity publications



Trumpet Initial.. . . . .TCL 013033. . . . .ISBN 978-0-85736-349-7

Trumpet Track 1.. . . . .TCL 013576. . . . .ISBN 978-0-85736-387-9

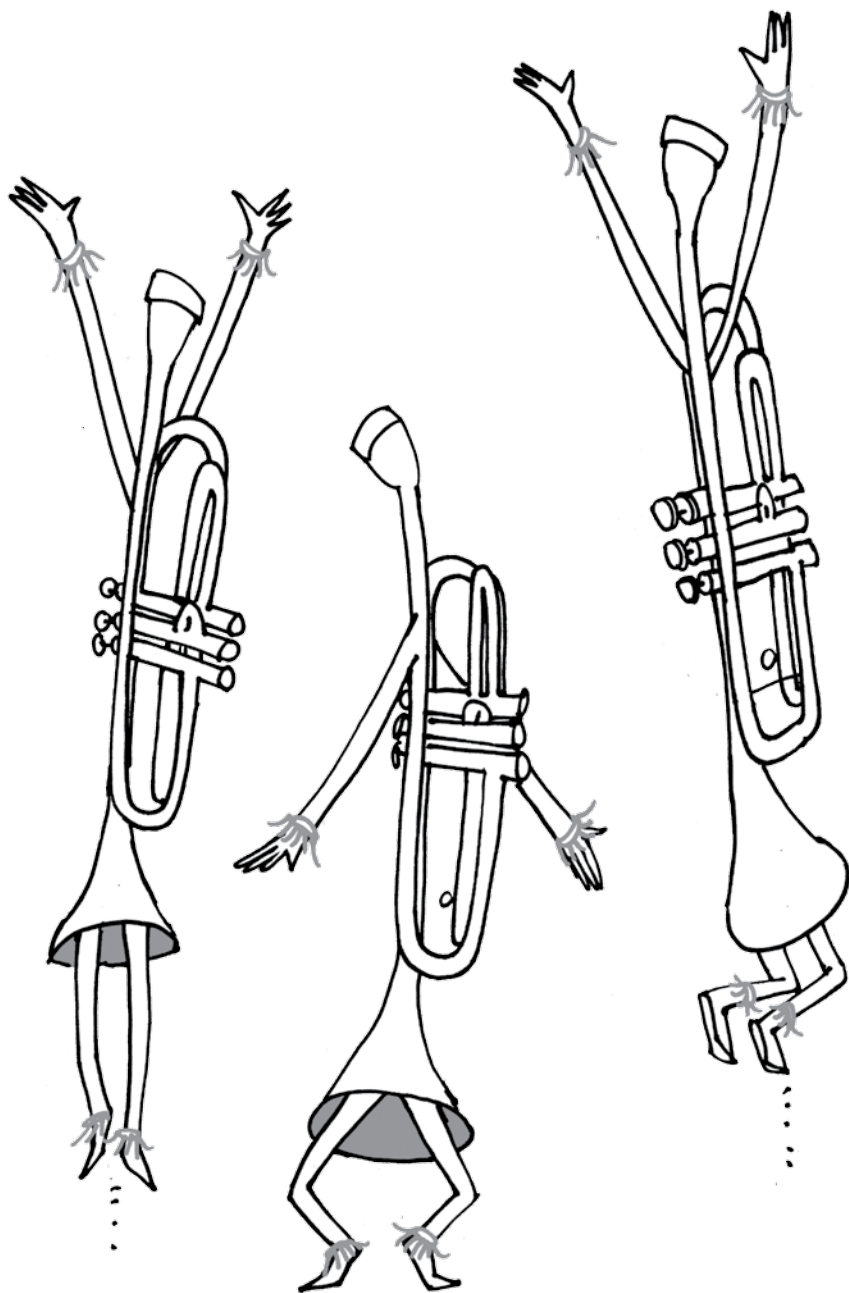
Trumpet Track 2.. . . . .TCL 013620 .. . . .ISBN 978-0-85736-392-3




Violin Initial.. . . . .TCL 013057 .. . . .ISBN 978-0-85736-351-0

Violin Track 1.. . . . .TCL 013583 .. . . .ISBN 978-0-85736-388-6

Violin Track 2.. . . . .TCL 013637. . . . .ISBN 978-0-85736-393-0





**TRINITY**  
COLLEGE LONDON

NOT FOR SALE



5 027741 013064

